

COLORING NESTED TIRE GRAPHS

ERIC BAUERFELD

ABSTRACT.

1. INTRODUCTION

A classical theorem of Tait recasts the Four Colour Theorem in dual, edge-colouring terms: a plane triangulation G is properly 4-vertex-colourable if and only if its dual cubic graph G' is properly 3-edge-colourable. Thus a minimal counterexample to the Four Colour Theorem – a smallest triangulation admitting no proper 4-colouring – corresponds to a smallest cubic plane graph admitting no proper 3-edge-colouring.

We study the structure such a minimal counterexample would have to exhibit through the lens of *nested level duals*. Fixing a level source S in G endows the dual G' with a Breadth-First-Search-derived labelling, the dual depth of Definition 1.4, and the level structure of G organises G' into a family of nested cycles carrying these labels. Our aim is to express the obstruction to a 3-edge-colouring of G' as conditions on this nested labelled-cycle structure.

Throughout, $G = (V, E)$ is a plane maximal planar graph (a triangulation) with a fixed planar embedding Π_G . We write $|V| = n$, so $|E| = 3n - 6$ and G has $2n - 4$ triangular faces.

Definition 1.1 (Level source). A *level source* of G is any vertex $v \in V$; we write $S = \{v\}$ for the level-0 source.

Definition 1.2 (Levels). Given a level source $S \subseteq V$, the *level* of $v \in V$ is $\ell_G(v) = \text{dist}_G(v, S)$, the graph distance from v to the nearest source vertex.

Definition 1.3 (Dual). The *dual* of G , written G' , is the inner (weak) planar dual of G with respect to the embedding Π_G : it has one vertex d_f for each bounded face f of G , and an edge joining d_f and $d_{f'}$ for each edge of G shared by two bounded faces f and f' . The unbounded outer face contributes no vertex, and edges of G on the outer boundary contribute no dual edge. Since G is a triangulation, each vertex $d_f \in V(G')$ corresponds to a triangular face f of G , and we write $V(f) \subseteq V$ for its three incident vertices.

Definition 1.4 (Dual depth). Given a level source $S \subseteq V$, the *dual depth* of a dual vertex $d_f \in V(G')$ is

$$\delta_G(d_f) = \min_{v \in V(f)} \ell_G(v) = \min_{v \in V(f)} \text{dist}_G(v, S),$$

the smallest level among the three vertices of G bounding the face f .

2010 *Mathematics Subject Classification*. Primary .

Key words and phrases. plane graph, triangulation, plane depth, level edge, dual graph.

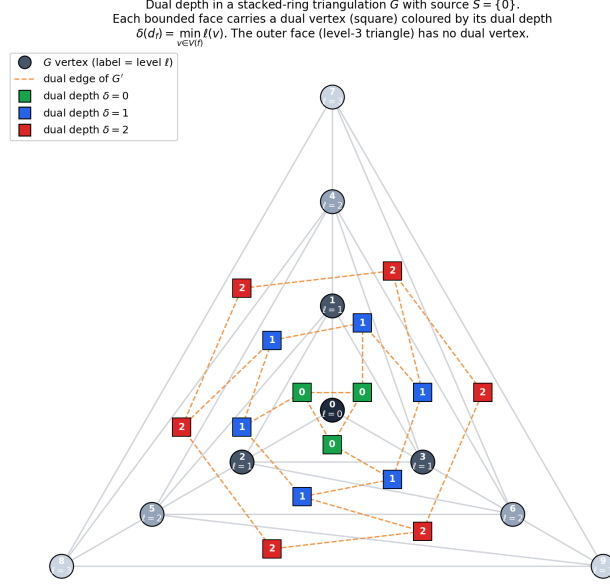


FIGURE 1. Dual depth in a stacked-ring triangulation G with level source $S = \{0\}$. Each G vertex is labelled by its level ℓ . Each bounded face carries a dual vertex (square, joined by dashed dual edges) coloured by its dual depth $\delta(d_f) = \min_{v \in V(f)} \ell(v)$: the central fan has depth 0, the inner annulus depth 1, and the outer annulus depth 2. The outer face (the level-3 triangle) is excluded from the inner dual and carries no dual vertex.

Definition 1.5 (Tire graph). A *tire graph* consists of a plane graph T together with an *outer boundary* $B_{\text{out}} \subseteq T$ and an *inner outerplanar graph* $O \subseteq T$ with $V(B_{\text{out}}) \cap V(O) = \emptyset$, where

- B_{out} is either a simple cycle of length ≥ 3 or a single vertex (a *degenerate outer boundary*);
- O is an outerplanar graph; its *inner boundary* B_{in} is the closed walk in O that traces the boundary of O 's outer face in the inherited embedding, which is a simple cycle when O is 2-connected and a non-simple closed walk in general (visiting bridges twice and cut-vertices multiple times); if $|V(O)| = 1$, we say T has a *degenerate inner boundary*.

At most one of $B_{\text{out}}, B_{\text{in}}$ may be degenerate. The vertex and edge sets of T are

$$V(T) = V(B_{\text{out}}) \cup V(O), \quad E(T) = E(B_{\text{out}}) \cup E(O) \cup E_{\text{ann}},$$

where E_{ann} — the *annular edges* — has the property that, in the plane embedding of T , the closed planar region R bounded externally by B_{out} and internally by B_{in} is partitioned into triangular faces of T whose union is R .

When B_{out} is a simple cycle and O is 2-connected, R is a closed annulus. More generally, R is a closed planar region that may fail to be a 2-manifold at cut-vertices of O (where two “lobes” of the depth- d region meet at a single vertex); the inner boundary B_{in} is then a non-simple closed walk that visits the cut-vertex

multiple times. The relaxed definition accommodates outerplanar inner graphs with bridges, cut-vertices, or multiple connected components. When either boundary is degenerate, R is a closed disk with that vertex as apex.

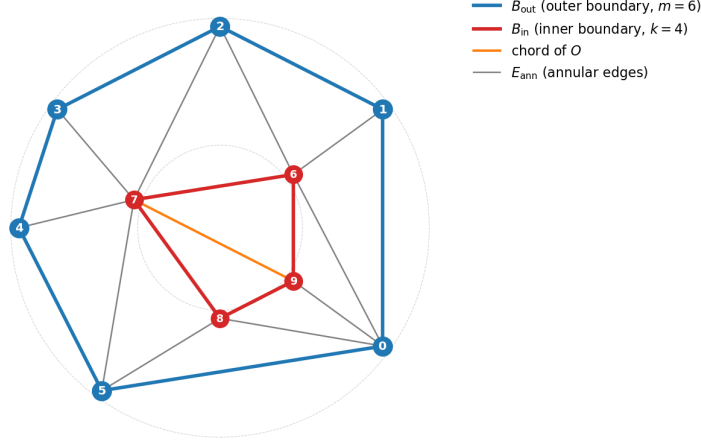


FIGURE 2. A tire graph with non-degenerate boundaries: outer boundary B_{out} a 6-cycle on vertices $0, \dots, 5$ (blue), inner boundary B_{in} a 4-cycle on vertices $6, \dots, 9$ (red), inner outerplanar graph $O = B_{\text{in}} \cup \{7-9\}$ (with one chord, orange), and E_{ann} (grey) tiling the annulus between B_{out} and B_{in} by ten triangular faces.

Remark 1.6. Let $m = |V(B_{\text{out}})|$ and $k = |V(B_{\text{in}})|$. By Euler's formula on the annular (resp. disk) region R , the tire graph has $m+k$ triangular faces inside R and $|E_{\text{ann}}| = m+k$ annular edges when neither boundary is degenerate; when exactly one boundary is degenerate (so $\min(m, k) = 1$), there are $m+k-1$ triangular faces and $|E_{\text{ann}}| = m+k-1$.

Definition 1.7 (Partial tire dual). Let $T = (B_{\text{out}}, O, E_{\text{ann}})$ be a tire graph in the sense of Definition 1.5, and let F_{ann} denote the set of triangular faces of T in the closed annular region between B_{out} and B_{in} . The *partial tire dual* of T , written $D(T)$, is the graph defined as follows.

Vertices.

- (V1) For each face $f \in F_{\text{ann}}$, an *interior vertex* d_f of $D(T)$.
- (V2) For each edge $e \in E(B_{\text{out}})$, a *leaf vertex* ℓ_e^{out} .
- (V3) For each occurrence of an edge in the closed walk B_{in} (= the outer-face boundary walk of O), a *leaf vertex* ℓ_e^{in} . (When O is 2-connected each edge appears once; cut-vertices and bridges of O may cause an edge or vertex to appear more than once.)

Edges.

- (E1) For each edge $e \in E(T)$ whose two incident faces both lie in F_{ann} (an *interior annular edge*), one edge $\{d_{f_1}, d_{f_2}\} \in E(D(T))$ where $f_1, f_2 \in F_{\text{ann}}$ are the two annular faces incident to e .

- (E2) For each $e \in E(B_{\text{out}})$, one edge $\{d_f, \ell_e^{\text{out}}\} \in E(D(T))$ where $f \in F_{\text{ann}}$ is the unique annular face incident to e . The leaf ℓ_e^{out} has degree 1.
- (E3) For each occurrence of e on the boundary walk B_{in} , one edge $\{d_f, \ell_e^{\text{in}}\} \in E(D(T))$ where $f \in F_{\text{ann}}$ is the annular face incident to e on the side of that occurrence. The leaf ℓ_e^{in} has degree 1.

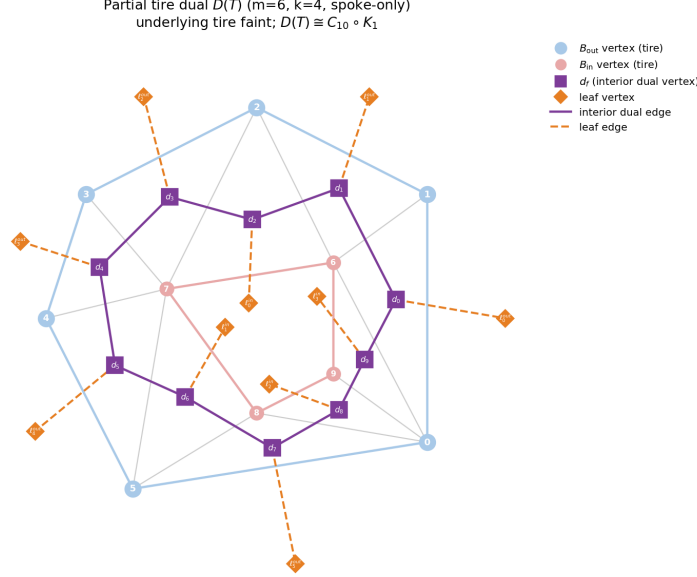


FIGURE 3. The partial tire dual $D(T)$ (purple squares + orange diamonds) drawn on top of a small tire graph T (faint) with $m = 6$ and $k = 4$. The ten interior vertices d_f at the centroids of the annular triangles form a single 10-cycle (solid purple); each boundary edge of the annular region (either of B_{out} or of B_{in}) contributes a degree-1 leaf (orange diamond) attached to the unique annular face incident to it (dashed orange), giving the structure $C_{10} \circ K_1$ of Proposition 1.8.

Proposition 1.8 (Structure of $D(T)$ when the annular triangulation is spoke-only). *Suppose B_{out} is a simple cycle of length n , O is a 2-connected outerplanar graph whose outer-face cycle B_{in} has length m , and E_{ann} consists only of spokes (edges with one endpoint in $V(B_{\text{out}})$ and one in $V(B_{\text{in}})$). Then each face $f \in F_{\text{ann}}$ has exactly one boundary edge (on B_{out} or B_{in}) and two interior annular edges, and consequently $D(T)$ is isomorphic to the corona graph $C_{n+m} \circ K_1$: a cycle of length $n + m$ on the interior vertices $\{d_f\}$, with one leaf attached to each cycle vertex.*

In particular, $|V(D(T))| = 2(n + m)$ and $|E(D(T))| = 2(n + m)$.

Proof. Each annular triangle f in a spoke-only triangulation has the form $\{x, y, z\}$ with $x \in V(B_{\text{out}})$, $y \in V(B_{\text{in}})$, and z also in $V(B_{\text{out}}) \cup V(B_{\text{in}})$. Of its three edges, the one between the two same-side vertices (x - z if both on B_{out} , or y - z if both on B_{in}) is a boundary edge of the annular region; the other two edges are spokes.

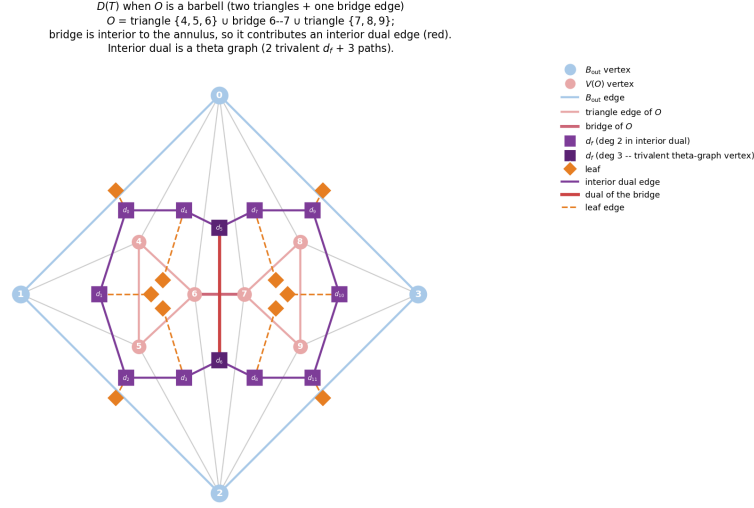


FIGURE 4. Partial tire dual $D(T)$ when the inner outerplanar graph O has a bridge — here a non-trivial edge cut connecting two disjoint triangles. B_{out} is a 4-cycle on $\{0, 1, 2, 3\}$ and O is the barbell: triangle $\{4, 5, 6\}$ together with triangle $\{7, 8, 9\}$ joined by the bridge edge 6–7 (removing the bridge disconnects O). Because both faces incident to the bridge are annular triangles, the bridge contributes an *interior dual edge* (highlighted in red) rather than two leaves; consequently the interior dual subgraph is no longer the single $(n + m)$ -cycle of Proposition 1.8, but a theta graph: the two trivalent vertices d_5, d_6 (the bridge-incident annular faces) are joined by three internally vertex-disjoint paths in $D(T)$. Leaves come only from B_{out} ($n = 4$ leaves) and the six non-bridge edges of O ($m_{\partial} = 6$ leaves, three for each triangle).

So each d_f has degree 3 in $D(T)$: two from interior edges (= spokes shared with adjacent annular faces) and one leaf. The induced subgraph on $\{d_f : f \in F_{\text{ann}}\}$ is 2-regular; together with the connectedness of the annular region this forces it to be a single cycle. By Remark 1.6, the cycle has length $n + m$, and there are also $n + m$ leaves attached one-per-cycle-vertex. \square

Proposition 1.9 (Source-side simple-cycle property). *Let G be a maximal planar graph with planar embedding Π_G and single-vertex source v_0 . Let $d \geq 1$, $v \in L_d$, and let C' be a connected component of G'_d such that v is incident to some face in $F_{C'}$. Then the depth- d faces in $F_{C'}$ incident to v form a single contiguous arc in v 's rotation in Π_G .*

Equivalently: for any such component, the source-side boundary of $R_{C'}$ is a simple cycle in L_d (no cut-vertices at level d).

Proof. Suppose for contradiction that the depth- d faces in $F_{C'}$ at v lie in two or more disjoint arcs of v 's rotation. Adjacent vertices in G differ in level by at most 1, so a face at v has depth exactly d iff both other vertices have level $\geq d$, and

depth $\leq d - 1$ iff at least one has level $d - 1$. Hence the gaps between the depth- d arcs at v are populated by level- $(d - 1)$ neighbours of v , occurring in at least two disjoint arcs of v 's rotation. Pick p in one such gap and q in another.

The BFS ball $G[L_{<d}]$ is connected, so there exists a simple path P in $G[L_{<d}]$ from p to q . Define the closed walk

$$W := v \rightarrow p \rightarrow P \rightarrow q \rightarrow v.$$

Every vertex of P lies in $L_{<d}$, while $\ell(v) = d$, so v is distinct from every vertex of P ; P is simple, so its internal vertices are distinct; and $p \neq q$ since they lie in different gaps. Hence W is a simple cycle in G .

By the Jordan curve theorem, the planar embedding of W divides Π_G into two regions. In v 's rotation, the edges $v - p$ and $v - q$ lie at two specific positions, and they split the rotation into two arcs; each arc lies in one of the two regions determined by W . By choice of p, q , the two arcs of depth- d faces at v in $F_{C'}$ lie in different regions of W (i.e., one arc on each side).

Since C' is connected in G' and contains depth- d faces in both arcs, there is a dual path f_1, f_2, \dots, f_k in G'_d with $f_1, f_k \in F_{C'}$ incident to v in different arcs, and with the intermediate faces f_2, \dots, f_{k-1} not incident to v (a shortest such dual path). Consecutive faces f_i, f_{i+1} share an edge e_i of G ; for $i \geq 2$, both endpoints of e_i lie in $L_{\geq d}$ (since neither f_i nor f_{i+1} is incident to v , all six vertices of these two triangles lie in $L_{\geq d}$). In particular, e_i shares no endpoint with W except possibly v — and v is excluded from f_2, \dots, f_{k-1} .

A planar edge with neither endpoint on a simple closed planar curve W has both of its incident faces on the same side of W . Applying this to each e_i ($i \geq 2$) inductively: starting from f_2 on the same side of W as f_1 (their shared edge $e_1 = w - w'$ opposite to v in f_1 has $w, w' \in L_{\geq d}$ and hence is not on W), the path $f_2 \rightarrow f_3 \rightarrow \dots \rightarrow f_{k-1} \rightarrow f_k$ stays on one side of W .

But f_1 and f_k lie on different sides of W (by construction), contradicting the conclusion that the entire path lies on one side. \square

Lemma 1.10 (Tire-component lemma). *Let G be a maximal planar graph and let $S \subseteq V(G)$ be a level source. Fix a plane embedding Π_G of G in which S lies on the outer face (such an embedding exists for any planar graph and any single-vertex source). For $d \geq 0$, let*

$$G'_d := G'[\{d_f \in V(G') : \delta_G(d_f) = d\}]$$

be the inner-dual subgraph on dual vertices of dual depth d , and let C' be a connected component of G'_d . Write $F_{C'} := \{f : d_f \in V(C')\}$, $V_{C'} := \bigcup_{f \in F_{C'}} V(f)$, and let $C := G[V_{C'}]$ inherit its embedding from Π_G . Set $R_{C'} := \bigcup_{f \in F_{C'}} f \subseteq |\Pi_G|$.

Then C , with the inherited embedding, is a tire graph in the sense of Definition 1.5. Its outer boundary B_{out} is the side of $R_{C'}$ closer to S in Π_G , namely the level- d subgraph $G[V_{C'} \cap L_d]$ (a simple cycle or single vertex); its inner outerplanar graph is $O = G[V_{C'} \cap L_{d+1}]$, and its inner boundary B_{in} is the outer-face boundary closed walk of O in the inherited embedding (a simple cycle when O is 2-connected, a non-simple closed walk in general). The triangular faces of C inside the closed boundary region are exactly the faces of G in $F_{C'}$.

Proof. Outerplanarity of the two level parts. By construction S lies on the outer face of Π_G , so Lemma 2.6 of [1] applies directly with (G, Π_G, S) , giving that $G[L_{d'}]$

is outerplanar for each $d' \geq 0$. Subgraphs of outerplanar graphs are outerplanar, so $G[V_{C'} \cap L_d]$ and $G[V_{C'} \cap L_{d+1}]$ are both outerplanar.

Layer containment. Each $f \in F_{C'}$ has at least one vertex at level d , and adjacent vertices in G differ in level by at most 1; combined with $\delta_G(d_f) = d$, this forces $V(f) \subseteq L_d \cup L_{d+1}$. Hence $V_{C'} \subseteq L_d \cup L_{d+1}$, and C has vertex partition $V_{C'} = (V_{C'} \cap L_d) \sqcup (V_{C'} \cap L_{d+1})$.

Boundary edges are monochromatic in level. Each edge e on $\partial R_{C'}$ separates a face $f \in F_{C'}$ from a face $f' \notin F_{C'}$. Because f and f' share the edge e , their dual vertices are adjacent in G' ; if both had depth d they would lie in the same component of G'_d , contradicting $d_f \in C'$ and $d_{f'} \notin C'$. Hence $\delta_G(d_{f'}) \neq d$; combined with the bounded-step property of δ across G' -adjacent faces, $\delta_G(d_{f'}) \in \{d-1, d+1\}$.

- If $\delta_G(d_{f'}) = d-1$, the third vertex w of $f' = \{u, v, w\}$ (where u, v are the endpoints of e) has $\ell(w) = d-1$. Each of u, v has $\ell \in \{d, d+1\}$ (from $V(f) \subseteq L_d \cup L_{d+1}$) and is adjacent to w , forcing $\ell(u), \ell(v) \in \{d-2, d-1, d\} \cap \{d, d+1\} = \{d\}$.
- If $\delta_G(d_{f'}) = d+1$, then all three vertices of f' lie in $L_{\geq d+1}$, so in particular $\ell(u) = \ell(v) = d+1$.

Each connected boundary component thus carries a single type at every edge: any vertex on a boundary component has two boundary edges incident to it (by R1, see below), both of the same type, so its level is fixed. Therefore each boundary component of $\partial R_{C'}$ is monochromatic in level.

Boundary structure. Each connected component of $\partial R_{C'}$ traces a closed walk in G that, by the monochromaticity above, lies entirely in L_d or entirely in L_{d+1} . By Proposition 1.9, the depth- d faces of $F_{C'}$ at any $v \in L_d \cap V_{C'}$ form a single contiguous arc in v 's rotation, so the source-side boundary walk visits each L_d -vertex of $V_{C'}$ exactly once: it is a simple cycle. At vertices $v \in L_{d+1} \cap V_{C'}$ the depth- d faces may split into multiple arcs of v 's rotation; this corresponds exactly to v being a cut-vertex of O , and the inner-side boundary walk visits v correspondingly many times — which is already accommodated by Definition 1.5 (where B_{in} is the outer-face boundary closed walk of O , not necessarily a simple cycle).

Outer boundary. Because S lies on the outer face of Π_G , the boundary curve(s) of $R_{C'}$ on the L_d side are closer to S in the embedding. In the inherited embedding of C , the unique unbounded face is the merged region containing the rest of Π_G outside $R_{C'}$ on the S side, so its boundary — a simple cycle on L_d (or a single vertex when $V_{C'} \cap L_d = \{v_0\}$, the $d=0$ case) — serves as B_{out} . We set $B_{\text{out}} := G[V_{C'} \cap L_d]$ if this is a cycle, and the single vertex $\{v_0\}$ in the degenerate case.

Inner outerplanar graph. By Lemma 2.6 of [1], $G[V_{C'} \cap L_{d+1}]$ is outerplanar. We set $O := G[V_{C'} \cap L_{d+1}]$. The boundary curve(s) of $R_{C'}$ on the L_{d+1} side are exactly the boundary of O 's outer face in the inherited embedding; this outer-face boundary is a single closed walk that traces around O from the outside, traversing any bridge edge twice and visiting cut-vertices multiple times. This walk is the inner boundary B_{in} . No further restriction on O 's internal structure is needed: when $R_{C'}$ has more than two boundary components in the surface-classification sense (i.e. several disjoint simple cycles on L_{d+1}), these correspond precisely to the multiple connected components or bridge crossings of O , and the outer-face boundary closed walk of O captures them collectively.

Tire structure. The triangular faces of C inside the closed boundary region are by construction the depth- d faces in $F_{C'}$, and the edges of C are $E(B_{\text{out}}) \cup E(O) \cup E_{\text{ann}}$

where E_{ann} are the edges of G between $V_{C'} \cap L_d$ and $V_{C'} \cap L_{d+1}$ that bound a face of $F_{C'}$. \square

Remark 1.11. Either boundary part of C in Lemma 1.10 may be degenerate. At $d = 0$ with single-vertex source $S = \{v_0\}$ the unique component of G'_0 has $V_{C'} \cap L_0 = \{v_0\}$ as the degenerate *outer* boundary and $V_{C'} \cap L_1$ a cycle (the link of v_0 in G) as the inner boundary. Symmetrically, at $d = D_{\text{max}}$, $V_{C'} \cap L_{D_{\text{max}}+1} = \emptyset$ degenerates to a single deepest vertex serving as the *inner* boundary, with the level- D_{max} cycle as the outer boundary.

Remark 1.12. Two structural features of $R_{C'}$ that might at first appear to obstruct the tire-graph conclusion are both already accommodated by Definition 1.5:

Cut-vertices of O . A vertex $v \in V_{C'} \cap L_{d+1}$ may have the faces of $F_{C'}$ incident to it split into two or more arcs in v 's rotation in Π_G , separated by faces of higher depth. This corresponds exactly to v being a cut-vertex of $O = G[V_{C'} \cap L_{d+1}]$, and the inner boundary closed walk B_{in} then visits v multiple times — once for each arc. No additional hypothesis is needed.

Multi-hole topology of $R_{C'}$. Even when $R_{C'}$ encloses several disjoint depth- $> d$ sub-regions, the inner outerplanar graph O captures the multi-hole structure as a disconnected or non-2-connected outerplanar graph (with bridges or multiple components), and its outer-face boundary closed walk serves as B_{in} traversing bridges twice and visiting cut-vertices multiple times.

In the special case $d = 0$ with single-vertex source $S = \{v_0\}$, $R_{C'}$ is the star of v_0 , a topological closed disk with one boundary cycle (the link of v_0); the corresponding tire graph has degenerate outer boundary $\{v_0\}$.

Proposition 1.13 (Edge-vertex coloring bijection for $D(T)$). *Let T be a tire graph satisfying the spoke-only hypothesis of Proposition 1.8 (so $D(T) \cong C_{n+m} \circ K_1$). Let $\Gamma \cong C_{n+m}$ be the interior dual subgraph of $D(T)$ induced on the interior dual vertices $\{d_f : f \in F_{\text{ann}}\}$. Then the number of proper 3-edge-colorings of $D(T)$ equals the number of proper 3-vertex-colorings of Γ , both given by*

$$2^{n+m} + 2 \cdot (-1)^{n+m}.$$

Proof. Write $L = n + m$, $\Gamma = C_L$. We construct mutually inverse bijections.

Step 1: proper 3-edge-colorings of $D(T) \leftrightarrow$ proper 3-edge-colorings of C_L . Given a proper 3-edge-coloring χ of $D(T)$, the three edges incident to any d_f carry three distinct colors; in particular the two cycle edges incident to d_f carry distinct colors, so $\chi|_{E(C_L)}$ is a proper 3-edge-coloring of C_L . Conversely, given a proper 3-edge-coloring ψ of C_L , the two cycle edges at any d_f have distinct colors, so a unique third color is available; assign that color to d_f 's leaf edge. The resulting extension to $D(T)$ is proper at every d_f and vacuously proper at every leaf (degree 1), and the two maps are inverse to each other. Therefore

$$\#\{\text{proper 3-edge-colorings of } D(T)\} = \#\{\text{proper 3-edge-colorings of } C_L\}.$$

Step 2: proper 3-edge-colorings of $C_L \leftrightarrow$ proper 3-vertex-colorings of $L(C_L) \cong C_L$. The line graph $L(C_L)$ of a cycle of length L is again a cycle of length L ; proper edge-colorings of C_L are by definition proper vertex-colorings of $L(C_L)$.

Step 3: count. The chromatic polynomial of the cycle is $P(C_L, k) = (k-1)^L + (-1)^L(k-1)$; at $k = 3$ this gives $2^L + 2 \cdot (-1)^L$. \square

Remark 1.14. Proposition 1.13 reduces counting proper 3-edge-colorings of $D(T)$ to counting proper 3-vertex-colorings of a single cycle, giving a closed form $2^{n+m} + 2(-1)^{n+m}$ that depends only on $n + m$ (not on the specific spoke-only annular triangulation, nor on the chord structure of O). The count is preserved under the corona-with- K_1 structure of Proposition 1.8 precisely because each degree-1 leaf imposes no proper-edge-coloring constraint on itself; its color is freely determined as the missing third color at its attached interior vertex.

Definition 1.15 (Tire annular subgraph). Let G be a maximal planar graph with embedding Π_G and inner planar dual G' (as in Definition ?? above). Let $T = (B_{\text{out}}, O, E_{\text{ann}}) \subseteq G$ be a tire graph (Definition 1.5), and let $F_{\text{ann}} \subseteq F(G)$ denote its set of annular faces. The *tire annular subgraph* of T in G' is

$$T'_{\text{ann}} := G'[\{d_f : f \in F_{\text{ann}}\}],$$

the subgraph of G' induced on the dual vertices corresponding to the annular faces of T . We equip T'_{ann} with the planar embedding inherited from G' (which, by deletion of vertices outside the annulus, remains a planar embedding of T'_{ann} in the sense of Π_G).

Definition 1.16 (Tire annular face connector). With G, G', T as in Definition 1.15, let f' be a face of the tire annular subgraph T'_{ann} in its inherited embedding, and let $V(f') \subseteq V(T'_{\text{ann}})$ denote the set of vertices on the boundary walk of f' . The *tire annular face connector at f'* is the subgraph

$$T'_{f'} := (V(f') \cup N_{G'}(V(f')), \{e \in E(G') : e \text{ is incident to } V(f')\}) \subseteq G',$$

i.e. the subgraph of G' on the closed G' -neighborhood of $V(f')$ together with every G' -edge incident to $V(f')$.

Definition 1.17 (Inner and outer spokes). With $T'_{f'}$ as in Definition 1.16, regard f' as an open region of $|\Pi_G|$ and write $\overline{f'}$ for its closure. The vertices of $V(T'_{f'}) \setminus V(f')$ lie in $|\Pi_G| \setminus \overline{f'}$ or in f' (never on $\partial f'$, since the boundary walk of f' is by definition the set $V(f')$). Partition

$$V(T'_{f'}) \setminus V(f') = V_{\text{out}}(T'_{f'}) \sqcup V_{\text{in}}(T'_{f'})$$

where

$$\begin{aligned} V_{\text{out}}(T'_{f'}) &:= \{v \in V(T'_{f'}) \setminus V(f') : v \notin \overline{f'}\}, \\ V_{\text{in}}(T'_{f'}) &:= \{v \in V(T'_{f'}) \setminus V(f') : v \in f'\}. \end{aligned}$$

The elements of $V_{\text{out}}(T'_{f'})$ are the *outer spokes* of $T'_{f'}$ (vertices not in $V(f')$ that lie outside the region bounded by f'); the elements of $V_{\text{in}}(T'_{f'})$ are the *inner spokes* of $T'_{f'}$ (vertices not in $V(f')$ that lie inside the region bounded by f').

Remark 1.18. In the spoke-only setting of Proposition 1.8, the tire annular subgraph is $T'_{\text{ann}} = \Gamma \cong C_{n+m}$ (Proposition 1.13). This cycle has exactly two faces in its inherited embedding – one on each side of the cycle in Π_G – and both face boundaries traverse all $n + m$ vertices, so $V(f') = V(\Gamma)$ for either choice of f' . Each interior dual vertex d_f has G' -degree 3 (since G is a triangulation), of which two edges lie in Γ (cycle edges) and one edge points to a single non-annular face of G . Consequently $T'_{f'}$ has $n + m$ interior vertices plus the non-annular face vertices to which they connect, and is independent of the choice of f' . When G consists

only of the tire T together with one source-side face inside B_{out} and one O -side face inside B_{in} , $T'_{f'}$ recovers the planar dual of T itself.

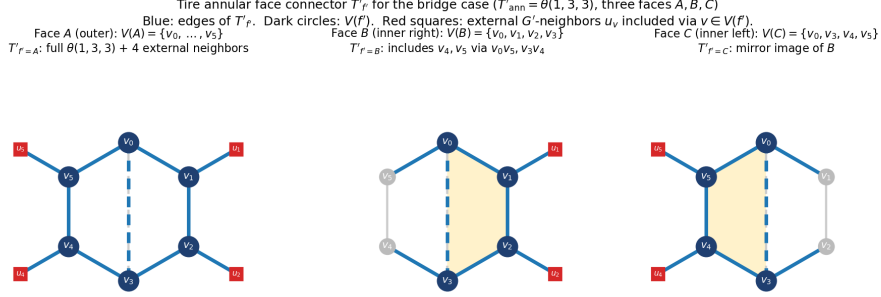


FIGURE 5. The bridge case: $T'_{\text{ann}} = \theta(1, 3, 3)$ has three faces A, B, C in its inherited embedding, with respective vertex sets $V(A) = \{v_0, \dots, v_5\}$, $V(B) = \{v_0, v_1, v_2, v_3\}$, and $V(C) = \{v_0, v_3, v_4, v_5\}$. In the surrounding maximal planar G , the chord endpoints v_0, v_3 (the two annular faces sharing the bridge edge) have all three G' -edges inside T'_{ann} , while each non-chord vertex v_i ($i \in \{1, 2, 4, 5\}$) contributes one G' -edge to an external non-annular neighbor u_i . Each panel highlights $T'_{f'}$ (blue) inside G' : dark circles are $V(f')$, gray circles are G' -neighbors of $V(f')$ within T'_{ann} , and red squares are external G' -neighbors u_i . The choice of face f' controls which external neighbors u_i are pulled into $T'_{f'}$ (face A pulls in all four; face B pulls in u_1, u_2 and face C pulls in u_4, u_5).

2. A CONJECTURAL LATIN-STYLE SUBSTRUCTURE

Empirical enumeration (notes `tire_fiber_data.tex`, `tire_fiber_chords.tex`, `tire_fiber_step2.tex`, `tire_fiber_step2_large.tex`) of edge 3-coloring distributions on the tire annular face connector $T'_{f'}$ across 46 adjacent-tire pairs at $|\gamma| \in \{3, 4, 5, 6, 9, 12\}$ suggests that the chain-pigeonhole step on a shared cycle always succeeds. The data points to a structural mechanism: every edge-3-colourable tire admits at least one “Latin-flavoured” boundary configuration, and adjacent tires share this same substructure on their common cycle.

Concretely, fix a tire T with inner outerplanar graph O on $V(B_{\text{in}})$ and let $F(O)$ be the set of O -faces (in the tire’s plane embedding, not counting the outer face B_{in}). For each O -face $f \in F(O)$, let $E_{\text{in}}(f) \subseteq E(B_{\text{in}})$ denote the set of B_{in} edges on f ’s boundary. In the Steiner-poor surrounding triangulation (where each O -face is a single face of G and dualises to a single G' -vertex of degree $|E_{\text{in}}(f)|$ in $T'_{f'}$), proper edge 3-colouring of $T'_{f'}$ requires every O -face to have $|E_{\text{in}}(f)| \leq 3$.

Let $\sigma_{B_{\text{in}}}$ denote the spoke colouring restricted to the $|V(B_{\text{in}})|$ inner-direction spoke positions on the dual annular cycle (equivalently: σ indexed by $E(B_{\text{in}})$). Define the *Latin-flavoured set* on $\gamma = B_{\text{in}}$ as

$$\mathcal{L}(B_{\text{in}}, O) := \left\{ \sigma : E(B_{\text{in}}) \rightarrow \{1, 2, 3\} \mid \sigma|_{E_{\text{in}}(f)} \text{ is a permutation of } \{1, 2, 3\} \text{ for every } f \in F(O) \right\}.$$

That is, on every O -face's B_{in} -edge boundary, all three colours appear exactly once (forcing $|E_{\text{in}}(f)| = 3$ for each face — the maximally constrained case).

Conjecture 2.1 (Latin-substructure conjecture). *For any Steiner-poor edge-3-colourable tire T with inner outerplanar graph O such that every O -face has exactly 3 B_{in} -edges, the realisable inner-spoke projection $\pi_D(\mathcal{C}(T'_{f'}))$ contains $\mathcal{L}(B_{\text{in}}, O)$ as a subset. Moreover, $\mathcal{L}(B_{\text{in}}, O)$ is invariant under the S_3 action on colours and has size at least $3! = 6$.*

Conjecture 2.2 (Chain-pigeonhole compatibility from Latin substructure). *Adjacent tires T_1, T_2 sharing a cycle γ admit a joint edge 3-colouring whenever their respective inner-outerplanar structures $O^{(1)}, O^{(2)}$ both satisfy Conjecture 2.1. Equivalently: $\pi_D^{(1)}(\mathcal{C}(T_1)) \cap \pi_U^{(2)}(\mathcal{C}(T_2)) \supseteq \mathcal{L}(\gamma, O^{(1)}) \cap \mathcal{L}(\gamma, O^{(2)})$, and this last intersection is non-empty whenever the two face partitions of $E(\gamma)$ induced by $O^{(1)}, O^{(2)}$ share a common “Latin completion.”*

The structural origin of these conjectures is the empirical observation that the smallest tested intersections on γ are always exactly the $3!$ permutations of a single canonical pattern in which each O -face on γ 's side receives a permutation of $\{1, 2, 3\}$. For example, at $|\gamma| = 12$ with $O^{(1)}$ given by the chord matching $\{(0, 3), (4, 7), (8, 11)\}$ (face structure $\{0, 1, 2\} \sqcup \{4, 5, 6\} \sqcup \{8, 9, 10\} \sqcup \{3, 7, 11\}$), the canonical pattern $(1, 2, 3, 2, 2, 1, 3, 3, 2, 3, 1, 1)$ assigns the permutation $(1, 2, 3)$ to the first face, $(2, 1, 3)$ to the second, $(2, 3, 1)$ to the third, and $(2, 3, 1)$ to the fourth. Every face receives all three colours.

A proof of Conjecture 2.1 would convert the chain-pigeonhole compatibility step into a structural theorem on $T'_{f'}$: it is not the rough abundance of valid spoke configurations that lets adjacent tires meet, but a specific Latin-square-flavoured substructure dictated by the face partition of each tire's inner outerplanar graph. See `notes/tire_fiber_step2_large.tex` for the data underlying this conjecture and `experiments/tire_fiber_counterexample_search.log` for the ongoing automated search.

REFERENCES

- [1] E. Bauerfeld, *Plane Depth Sequencing*, manuscript (math-research repository), 2026.